





# Keyring in leather



## The products you need:

- Leather strap – can be cut by our staff
- Cutting board
- Punch tong
- Stamps
- Rotary knife
- Shackle
- Rivets
- Hammer

<p><b>Step 1</b></p> <p>Put the leather strap around the shackle and measure out the desired length.</p>	
<p><b>Step 2</b></p> <p>Punch a hole for the rivet by using a rotary punch.</p>	
<p><b>Step 3</b></p> <p>Install the rivet.</p>	
<p><b>Step 4</b></p> <p>Fasten the rivet by using a hammer.</p>	
<p><b>Step 5</b></p> <p>Punch a name in the leather by using the stamps.</p>	